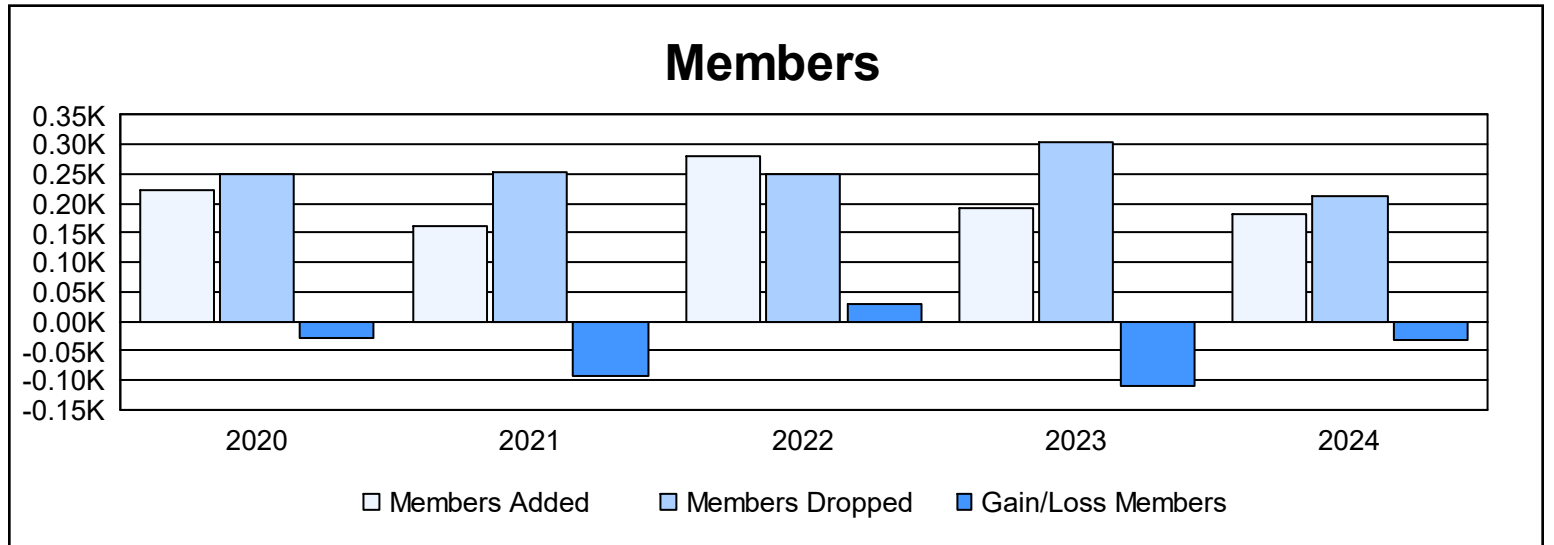
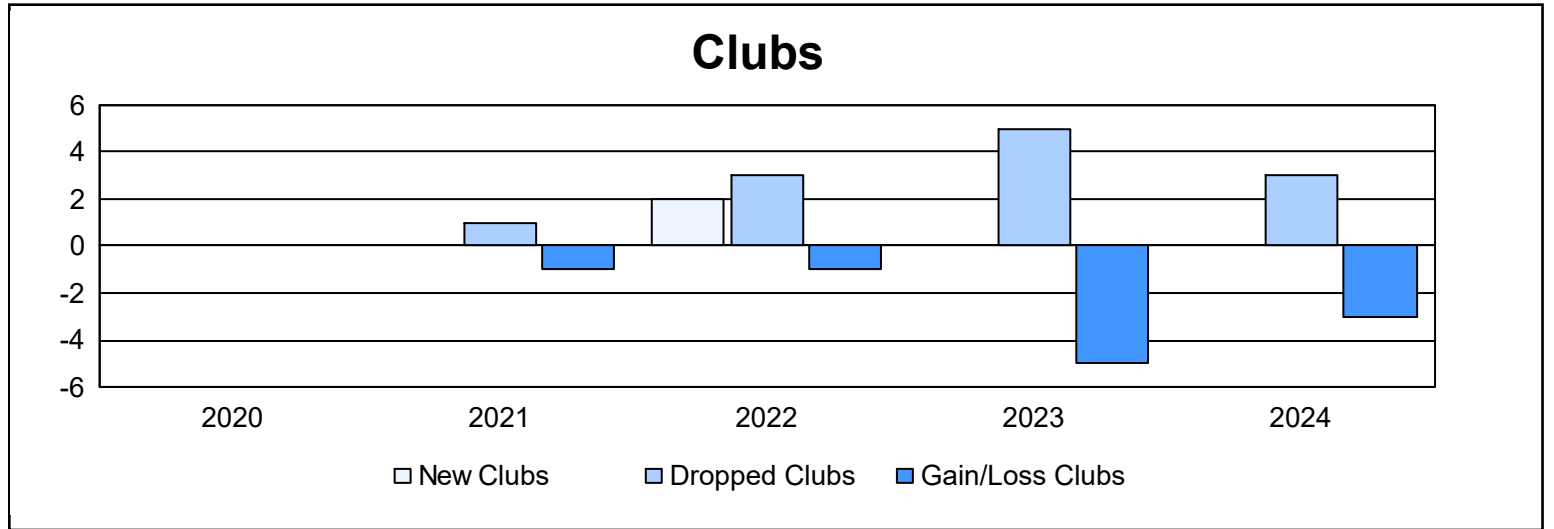
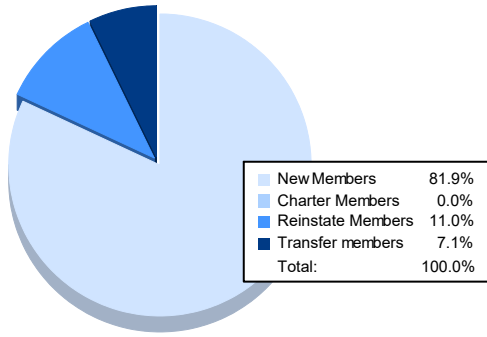


Year	New Clubs	Dropped Clubs	Gain/ Loss Clubs	New Members	Charter Members	Reinstate Members	Transfer Members	Total Member Added	Total Members Dropped	Gain/ Loss Members
2019-2020	0	0	0	163	11	19	28	221	249	-28
2020-2021	0	1	-1	134	2	8	17	161	254	-93
2021-2022	2	3	-1	183	60	17	19	279	251	28
2022-2023	0	5	-5	140	0	26	27	193	304	-111
2023-2024	0	3	-3	149	0	20	13	182	213	-31
<b>Average</b>	<b>0</b>	<b>2</b>	<b>-2</b>	<b>154</b>	<b>15</b>	<b>18</b>	<b>21</b>	<b>207</b>	<b>254</b>	<b>-47</b>



### Membership Composition June 2024 Cumulative



### Gender Composition June 2024 Cumulative

